


SRB Series

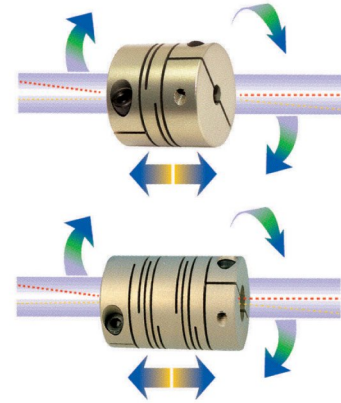
Micro Radial Beam Flexible Coupling



This Product is radial beam type flexible coupling that is made of high strength aluminum alloy (Al7075-T6) and one-piece structure.

Features

- Zero backlash
- Complete absorption of eccentricity, angularity, and end-play by spring action of radial beam structure.
- High strength aluminum alloy (Al 7075-T6) makes high torsion rigidity and torque, and products are available in aluminum alloy and stainless steel.
- It can be used in high RPM by accurate concentricity and low inertia moment.
- Regular direction and reverse direction are identical and no repair is necessary.
- Excellent durability and oil and chemical resistance.



※ Registration of Design 0237181

Structure & Material

SRB Type




Clamp Type

Set Screw Type

Body1: **Stainless Steel**
Body2: High Strength Aluminum Alloy (Al7075-T6) and Anodizing

SRBM Type

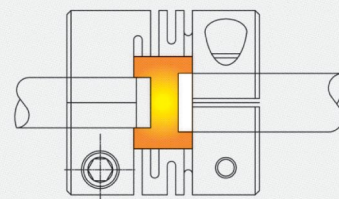
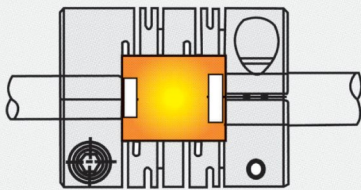


Clamp Type

Set Screw Type

Body: High Strength Aluminum Alloy (Al7075-T6) and Anodizing

Relief Type



* It is easy to assembly by processing widely the inside of coupling

How to order product

SRB - 22C

φ 6

×

φ 8

Product No.

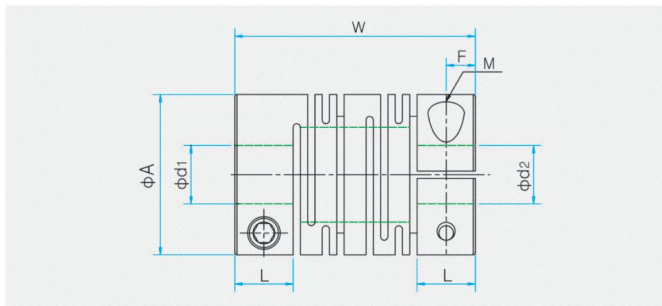
Shaft Dia

Shaft Dia

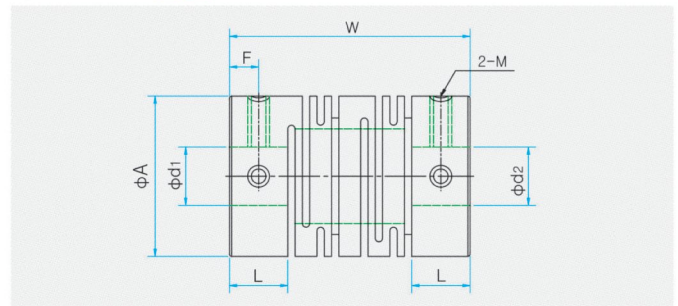
※ Please, specify the diameters of both shaft ends in the order form.

SRB Series Micro Radial Beam Flexible Coupling

SRB-□-□□C (CLAMP TYPE)



SRB-□□ (SET SCREW TYPE)



Standards & Performance

※ Material: AL 7075-T6

Product Number	DIMENSION(mm)(±0.3)					mass (g)	Moment of inertia (kg·m ²)	Max·RPM (min ⁻¹)	Rated Torque (N·m)	Max Torque (N·m)	Torsional Stiffness (N·m/rad)	Errors of Misalignment		
	A	L	W	F	M							Angle(°)	Parallel(mm)	End-Play(mm)
SRB-12C	12.7	5	19	2.5	2	3.8	8.8×10^{-8}	12,000	0.2	0.4	36	2.5	0.1	±0.3
SRB-16C	16	6.1	21.5	3	2.6	8.5	3.1×10^{-7}	10,000	0.4	0.8	65	2.5	0.15	±0.3
SRB-19C	19.1	6.1	23	3	2.6	12	6.4×10^{-7}	8,000	0.6	1.2	140	2.5	0.15	±0.3
SRB-22C	22.2	7.2	26.5	3.6	3	19	1.4×10^{-6}	7,000	1.0	2.0	170	2.5	0.15	±0.4
SRB-26C	26.2	7.4	31.4	3.7	3	33	3.4×10^{-6}	6,000	1.5	3.0	240	2.5	0.2	±0.4
SRBA-32C	31.8	9.4	39	4.7	4	60	1.0×10^{-6}	5,000	2.6	5.2	400	2.5	0.2	±0.4
SRBB-32C	31.8	9.4	44	4.7	4	68	1.0×10^{-5}	5,000	2.6	5.2	380	2.5	0.2	±0.4
SRBA-39C	39	10.8	43	5.4	5	95	2.1×10^{-5}	4,000	6.5	13	520	2.5	0.25	±0.4
SRBB-39C	39	12	56	6	5	135	3.1×10^{-5}	4,000	6.5	13	460	2.5	0.25	±0.4
SRBA-49C	49	15	63.5	7.5	6	260	9.4×10^{-5}	3,300	13	26	740	2.5	0.25	±0.5
SRBB-49C	49	15	70	7.5	6	270	1.0×10^{-4}	3,300	13	26	740	2.5	0.25	±0.5
SRBA-60C	60	19	76.2	9.35	8	440	2.5×10^{-4}	2,600	24	48	1,000	2.5	0.25	±0.5
SRBB-60C	60	19	88	9.35	8	520	3.0×10^{-4}	2,600	24	48	980	2.5	0.3	±0.5
SRB-12	12.7	4.5	18	2.2	2.5	3.6	8.8×10^{-8}	28,000	0.2	0.4	36	2.5	0.1	±0.3
SRB-16	16	4.6	18.5	2.3	3	7.8	2.8×10^{-7}	24,000	0.4	0.8	65	2.5	0.15	±0.3
SRB-19	19.1	5.7	22	2.8	3	12	6.4×10^{-7}	20,000	0.6	1.2	140	2.5	0.15	±0.3
SRB-22	22.2	6.5	25	3.2	4	19	1.4×10^{-6}	17,000	1.0	2.0	170	2.5	0.15	±0.4
SRB-26	26.2	6.8	30	3.4	4	33	3.4×10^{-6}	15,000	1.5	3.0	240	2.5	0.2	±0.4
SRB-32	31.8	9.4	39	4.7	5	62	9.4×10^{-6}	12,000	2.6	5.2	400	2.5	0.2	±0.4
SRB-39	39	16	56	6	5	124	2.8×10^{-5}	9,500	6.5	13	460	2.5	0.25	±0.4
SRB-49	49	20	70	9.5	6	280	1.1×10^{-4}	7,000	13	26	740	2.5	0.25	±0.5
SRB-60	60	19	88	9	8	500	3.0×10^{-4}	6,000	24	48	980	2.5	0.3	±0.5

Standard Inner diameter

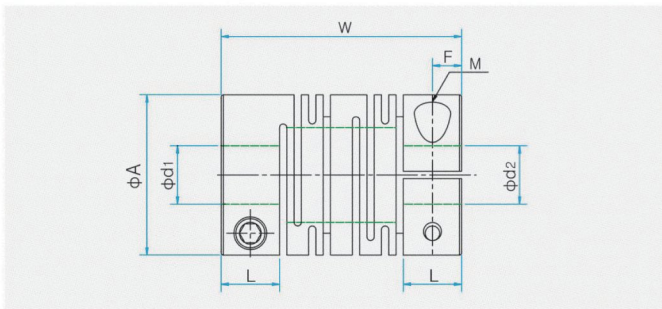
Product Number	(d ₁ , d ₂) Standard INNER Diameter (mm)																				
	φ 2	φ 3	φ 4	φ 5	φ 6	φ 6.35	φ 8	φ 9.525	φ 10	φ 11	φ 12	φ 14	φ 15	φ 16	φ 18	φ 19	φ 20	φ 22	φ 24	φ 25	
SRB-12C, 12		●	●	●																	
SRB-16C, 16		●	●	●	●																
SRB-19C, 19			●	●	●	●	●														
SRB-22C, 22				●	●	●	●	●	●												
SRB-26C, 26				●	●	●	●	●	●	●											
SRBA-32C, 32							●	●	●	●	●	●	●								
SRBA-39C, 39									●	●	●	●	●	●	●	●					
SRBA-49C, 49										●	●	●	●	●	●	●	●				
SRBA-60C, 60												●	●	●	●	●	●	●	●	●	●

- ☑ INNER diameter INCH type is also available.
- ☑ KEY TYPE is also available

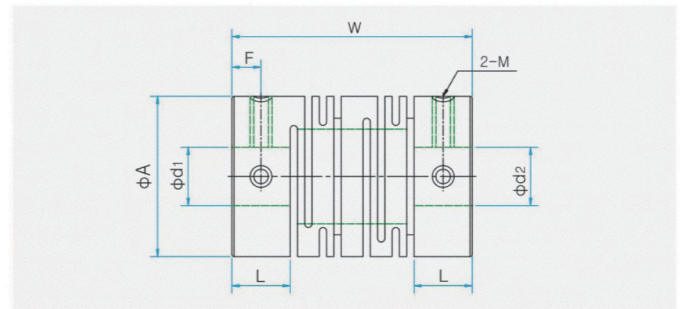
- ☑ Non standard inner diameter product is also available
- ☑ The inner diameter of SRBA-□□ and SRBB-□□ is same

SRB Series Micro Radial Beam Flexible Coupling

SRBS - ■ ■ C (CLAMP TYPE)



SRBS - ■ ■ (SET SCREW TYPE)



Standards & Performance

※ Material: Stainless

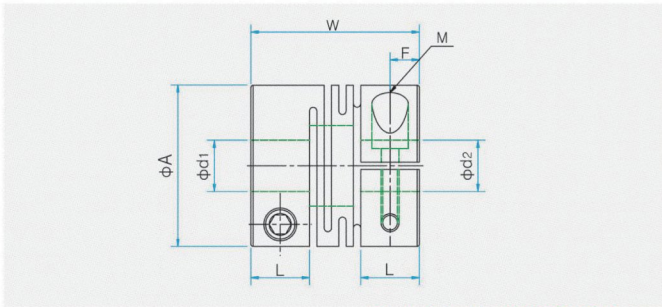
Product Number	DIMENSION(mm)(±0.3)					mass (g)	Moment of inertia (kg · m ²)	Max · RPM (min ⁻¹)	Rated Torque (N · m)	Max Torque (N · m)	Torsional Stiffness (N · m/rad)	Errors of Misalignment		
	A	L	W	F	M							Angle(°)	Parallel(mm)	End-Play(mm)
SRBS-12C	12.7	5	19	2.5	2	13	3.0 × 10 ⁻⁷	12,000	0.3	0.6	65	2.5	0.1	±0.3
SRBS-16C	16	6.1	21.5	3	2.6	26	9.0 × 10 ⁻⁷	10,000	0.5	1	85	2.5	0.15	±0.3
SRBS-19C	19.1	6.1	23	3	2.6	32	1.7 × 10 ⁻⁶	8,000	0.9	1.8	230	2.5	0.15	±0.3
SRBS-22C	22.2	7.2	26.5	3.6	3	43	3.0 × 10 ⁻⁶	7,000	1.6	3.2	290	2.5	0.15	±0.4
SRBS-26C	26.2	7.4	31.4	3.7	3	84	8.6 × 10 ⁻⁶	6,000	2.1	4.2	350	2.5	0.2	±0.4
SRBS-32C	31.8	9.4	39	4.7	4	160	2.5 × 10 ⁻⁵	5,000	3.5	7	840	2.5	0.2	±0.4
SRBAS-39C	39	10.8	43	5.4	5	280	4.0 × 10 ⁻⁵	4,000	8	16	1,200	2.5	0.25	±0.4
SRBBS-39C	39	12	56	6	5	360	8.6 × 10 ⁻⁵	4,000	8	16	1,000	2.5	0.25	±0.4
SRBAS-49C	49	15	63.5	7.5	6	710	2.7 × 10 ⁻⁴	3,300	16	32	1,600	2.5	0.25	±0.5
SRBBS-49C	49	15	70	7.5	6	740	2.8 × 10 ⁻⁴	3,300	16	32	1,400	2.5	0.25	±0.5
SRBS-12	12.7	4.5	18	2.2	2.5	13	3.0 × 10 ⁻⁸	28,000	0.3	0.6	65	2.5	0.1	±0.3
SRBS-16	16	4.6	18.5	2.3	3	21	8.4 × 10 ⁻⁷	24,000	0.5	1	85	2.5	0.15	±0.3
SRBS-19	19.1	5.7	22	2.8	3	32	1.7 × 10 ⁻⁷	20,000	0.9	1.8	230	2.5	0.15	±0.3
SRBS-22	22.2	6.5	25	3.2	4	43	3.0 × 10 ⁻⁶	17,000	1.6	3.2	290	2.5	0.15	±0.4
SRBS-26	26.2	6.8	30	3.4	4	84	8.6 × 10 ⁻⁶	15,000	2.1	4.2	350	2.5	0.2	±0.4
SRBS-32	31.8	9.4	39	4.7	5	160	2.5 × 10 ⁻⁶	12,000	3.5	7	840	2.5	0.2	±0.4
SRBS-39	39	16	56	6	5	350	8.4 × 10 ⁻⁵	9,500	8	16	1,000	2.5	0.25	±0.4
SRBS-49	49	20	70	9.5	6	740	2.8 × 10 ⁻⁴	7,000	16	32	1,400	2.5	0.25	±0.5

Standard Inner diameter

Product Number	(d ₁ , d ₂) Standard INNER Diameter (mm)							
SRBS-12,12C	3 × 3	3 × 4	4 × 4	4 × 5	4.5 × 5	5 × 5		
SRBS-16C	3 × 3	4 × 4	4 × 5	4 × 6	4.5 × 5	4.5 × 6	5 × 5	5 × 6
SRBS-16	6 × 6							
SRBS-19C	4 × 4	4 × 5	5 × 5	5 × 6	5 × 8	6 × 6	6 × 6.35	6 × 8
SRBS-19	6.35 × 8	8 × 8						
SRBS-22C	5 × 5	5 × 6	6 × 6	6 × 6.35	6 × 8	6 × 10	6.35 × 8	6.35 × 10
SRBS-22	8 × 8	8 × 9.525	8 × 10	10 × 10				
SRBS-26C	5 × 5	6 × 6	6 × 6.35	6 × 8	6 × 10	6.35 × 8	6.35 × 10	8 × 8
SRBS-26	8 × 9.525	8 × 10	10 × 10	10 × 12	12 × 12			
SRBS-32C	6 × 6	6 × 8	6 × 10	6.35 × 8	8 × 8	8 × 9.525	8 × 10	8 × 12
SRBS-32	10 × 10	10 × 12	10 × 14	12 × 12	12 × 14	14 × 14	15 × 15	
SRBAS-39C,39	8 × 8	10 × 10	10 × 12	10 × 14	12 × 12	14 × 14	15 × 15	16 × 16
SRBAS-49C,49	12 × 14	14 × 14	14 × 16	15 × 15	16 × 16	18 × 18	20 × 20	

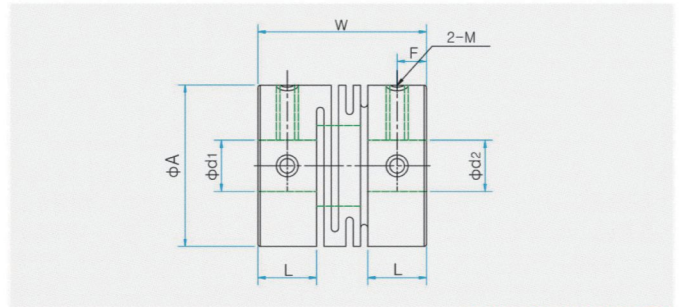
SRB Series Micro Radial Beam Flexible Coupling

SRBM(S)-■■ C (CLAMP TYPE)



*Material : AL 7075-T6, Stainless

SRBM -■■ (SET SCREW TYPE)



*Material : AL 7075-T6

Standards & Performance

Product Number	DIMENSION(mm)(±0.3)					mass (g)	Moment of inertia (kg · m ²)	Max · RPM (min ⁻¹)	Rated Torque (N · m)	Max Torque (N · m)	Torsional Stiffness (N · m/rad)	Errors of Misalignment		
	A	L	W	F	M							Angle(°)	Parallel(mm)	End-Play(mm)
SRBM-12C	12.7	5	14	2.5	2	3.2	7.4 × 10 ⁻⁸	20,000	0.2	0.4	60	1	0	0.15
SRBM-16C	16	6	16	3.0	2.6	8.0	2.9 × 10 ⁻⁷	20,000	0.4	0.8	130	1	0	0.15
SRBM-19C	19.1	6.3	17	3.1	2.6	10	5.0 × 10 ⁻⁷	19,000	0.6	1.2	160	1	0	0.15
SRBM-22C	22.2	7.4	20	3.7	3	15	1.1 × 10 ⁻⁶	17,000	1.0	2.0	180	1	0	0.15
SRBM-26C	26.2	8.4	23	4.2	3	25	2.5 × 10 ⁻⁶	15,000	1.5	3.0	480	1	0	0.15
SRBM-32C	31.8	11	30	5.5	4	50	7.5 × 10 ⁻⁶	10,000	2.6	5.2	780	1	0	0.15
SRBMS-12C	12.7	5	14	2.5	2	10	2.4 X 10 ⁻⁷	20,000	0.3	0.6	120	1	0	0.15
SRBMS-16C	16	6	16	3.0	2.6	20	7.0 X 10 ⁻⁷	20,000	0.5	1.0	240	1	0	0.15
SRBMS-19C	19.1	6.3	17	3.1	2.6	32	1.5 X 10 ⁻⁶	19,000	0.9	1.8	300	1	0	0.15
SRBMS-22C	22.2	7.4	20	3.7	3	42	3.1 X 10 ⁻⁶	17,000	1.6	3.2	350	1	0	0.15
SRBMS-26C	26.2	8.4	23	4.2	3	70	7.2 X 10 ⁻⁶	15,000	2.1	4.2	720	1	0	0.15
SRBMS-32C	31.8	11	30	5.5	4	140	2.0 X 10 ⁻⁵	10,000	3.5	7.0	1,300	1	0	0.15
SRBM-12	12.7	4.5	13	2.2	2.5	3.2	7.4 × 10 ⁻⁸	28,000	0.2	0.4	60	1	0	0.15
SRBM-16	16	5.0	14	2.5	3	8.0	2.9 × 10 ⁻⁷	24,000	0.4	0.8	130	1	0	0.15
SRBM-19	19.1	6.3	17	3.1	3	10	5.0 × 10 ⁻⁷	22,000	0.6	1.2	160	1	0	0.15
SRBM-22	22.2	6.9	19	3.4	4	15	1.1 × 10 ⁻⁶	19,000	1.0	2.0	180	1	0	0.15
SRBM-26	26.2	7.9	22	3.9	4	25	2.5 × 10 ⁻⁶	18,000	1.5	3.6	480	1	0	0.15
SRBM-32	31.8	10.5	29	5.2	5	50	7.5 × 10 ⁻⁶	12,000	2.6	5.2	780	1	0	0.15

Release on May 2009

Product Number	(d ₁ , d ₂) Standard INNER Diameter (mm)												
	φ 2	φ 3	φ 4	φ 5	φ 6	φ 6.35	φ 8	φ 9.525	φ 10	φ 11	φ 12	φ 14	φ 15
SRBM(S)-12C, 12		●	●	●									
SRBM(S)-16C, 16		●	●	●	●								
SRBM(S)-19C, 19			●	●	●	●	●						
SRBM(S)-22C, 22				●	●	●	●	●	●				
SRBM(S)-26C, 26				●	●	●	●	●	●	●	●		
SRBM(S)-32C, 32					●	●	●	●	●	●	●	●	●

☑ INNER diameter INCH type is also available. ☑ KEY TYPE is also available ☑ Non standard inner diameter product is also available

