

## SEMiSTART

### Antiparallel thyristors for softstart

#### SKKQ 560

#### Features

- Compact design
- Thyristor with amplifying gate
- Pressure contact technology

#### Typical Applications\*

- Soft Starters

#### Remarks

- Please note: This module has no soft mold protection around the chip. It is therefore susceptible to environmental influences (dust, humidity, etc.). The humidity test according to IEC60068-2-67 is not passed by this product.
- Recommendation: The devices should be installed in control cabinets of IP54 degree of protection.

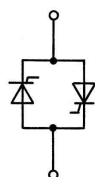
1)  $T_{vjmax}$  up to 150°C is allowable for overload conditions, max. time period for the overload condition is 20s.

#### Absolute Maximum Ratings

Symbol	Conditions	Values	Units
$I_{overload}$	W1C; sin. 180°; 20 sec.; $T_{vjmax} = 150\text{ °C}$ ; $T_{vjstart} = 40\text{ °C}$	560	A
$I_{TSM}$	$T_{vj} = 25\text{ °C}$ ; 10 ms	5700	A
	$T_{vj} = 125\text{ °C}$ ; 10 ms	5200	A
$I^2t$	$T_{vj} = 25\text{ °C}$ ; 8,3 ... 10 ms	162000	A <sup>2</sup> s
	$T_{vj} = 125\text{ °C}$ ; 8,3 ... 10 ms	135000	A <sup>2</sup> s
SKKQ 560/14			
$V_{RSM}$		1500	V
$V_{RRM}, V_{DRM}$		1400	V
SKKQ 560/18			
$V_{RSM}$		1900	V
$V_{RRM}, V_{DRM}$		1800	V
$T_{vj}$		-40 ... +125 <sup>1)</sup>	°C
$T_{stg}$		-40 ... +125	°C

#### Characteristics

Symbol	Conditions	min.	typ.	max.	Units
$V_T$	$T_{vj} = 25\text{ °C}$ ; $I_T = 1000\text{ A}$			1,9	V
$V_{T(TO)}$	$T_{vj} = 125\text{ °C}$			0,9	V
$r_T$	$T_{vj} = 125\text{ °C}$			0,9	mΩ
$I_{DD}, I_{RD}$	$T_{vj} = 125\text{ °C}$ ; $V_{RD} = V_{RRM}$ ; per module			80	mA
$t_{gd}$	$T_{vj} = 25\text{ °C}$ ; $I_G = 1\text{ A}$ ; $di_G/dt = 1\text{ A}/\mu\text{s}$		1		μs
$t_{gr}$	$V_D = 0,67 * V_{DRM}$		2		μs
$(dv/dt)_{cr}$	$T_{vj} = 125\text{ °C}$		1000		V/μs
$(di/dt)_{cr}$	$T_{vj} = 125\text{ °C}$ ; $f = 50 \dots 60\text{ Hz}$		125		A/μs
$t_q$	$T_{vj} = 125\text{ °C}$		150		μs
$I_H$	$T_{vj} = 25\text{ °C}$		150	400	mA
$I_L$	$T_{vj} = 25\text{ °C}$ ; $R_G = 33\text{ Ω}$		300	1000	mA
$V_{GT}$	$T_{vj} = 25\text{ °C}$ ; d.c.	2			V
$I_{GT}$	$T_{vj} = 25\text{ °C}$ ; d.c.	150			mA
$V_{GD}$	$T_{vj} = 125\text{ °C}$ ; d.c.			0,25	V
$I_{GD}$	$T_{vj} = 125\text{ °C}$ ; d.c.			10	mA
$R_{th(j-s)}$	cont.; per thyristor			0,106	K/W
$M_t$			5 ± 15%		Nm
$m$			530		g
Case			C 11		



W1C

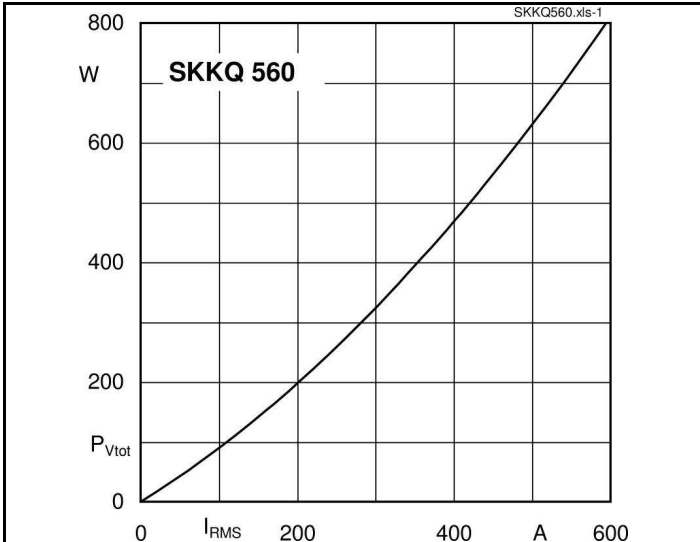


Fig. 1 Power dissipation per module vs. rms current

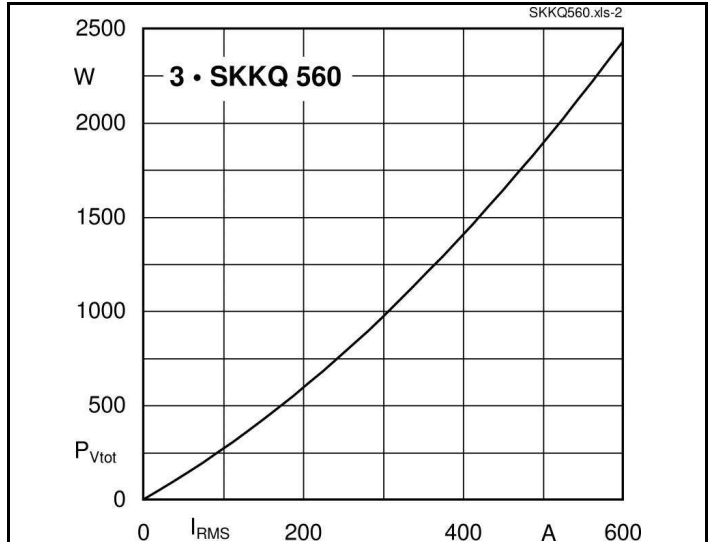


Fig. 2 Power dissipation of three modules vs. rms current

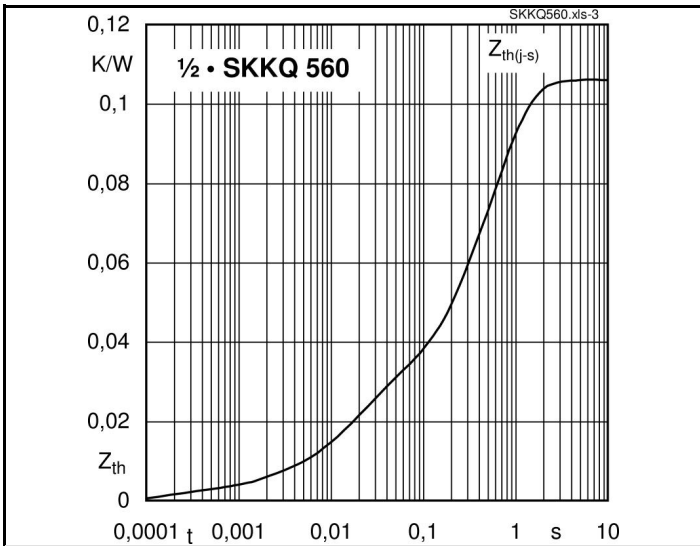


Fig. 3 Transient thermal impedance  $Z_{th(j-s)}$  vs. time

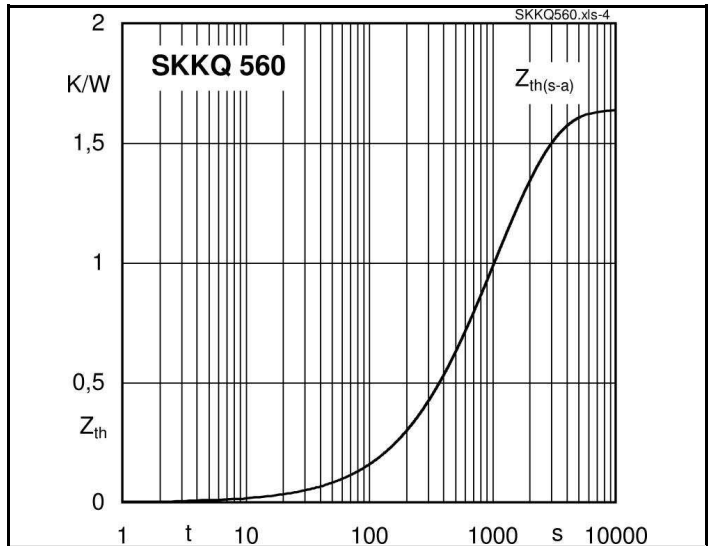


Fig. 4 Typ. transient thermal impedance  $Z_{th(s-a)}$  vs. time (natural cooling)

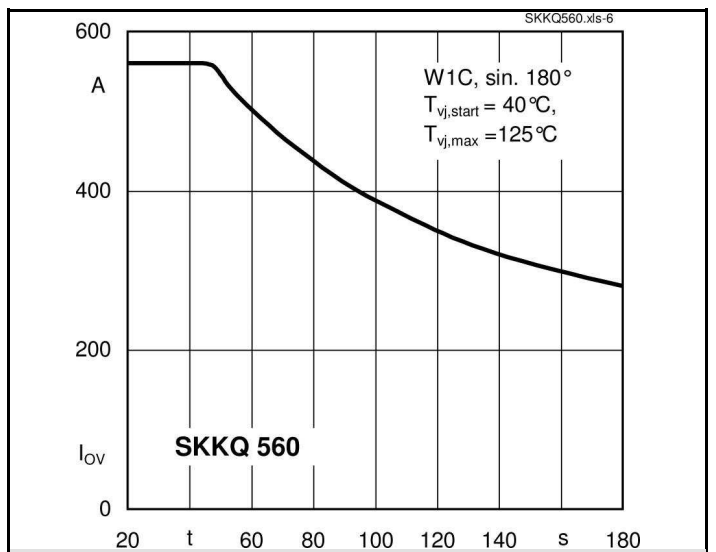
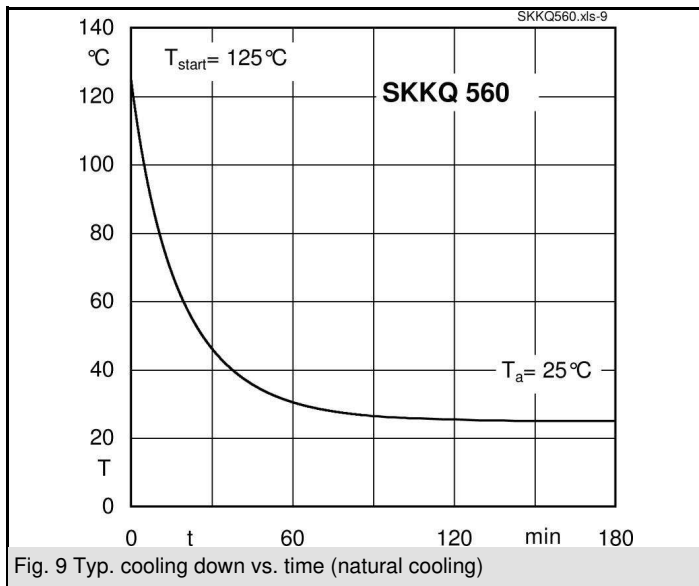
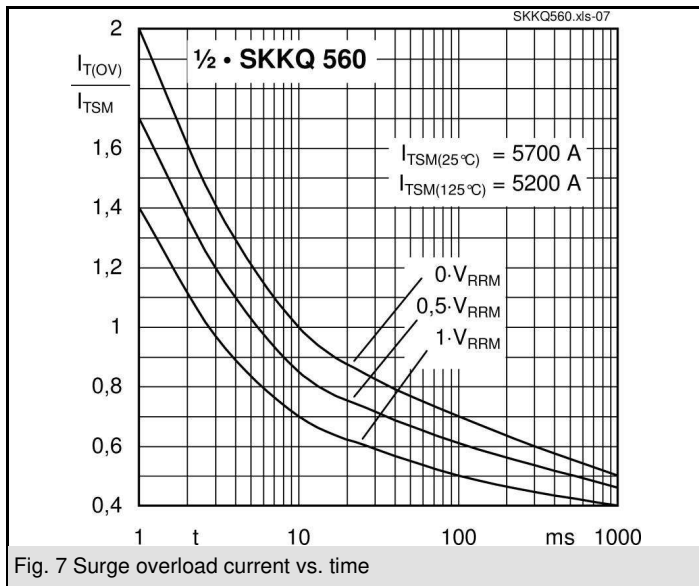
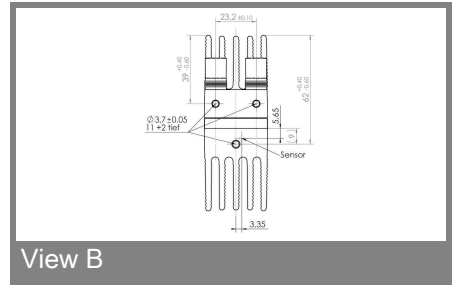
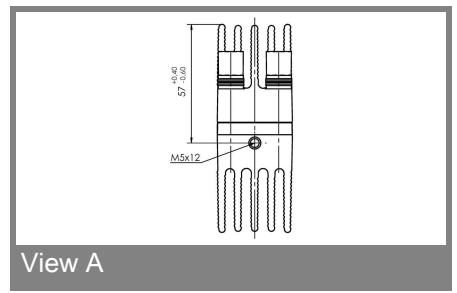
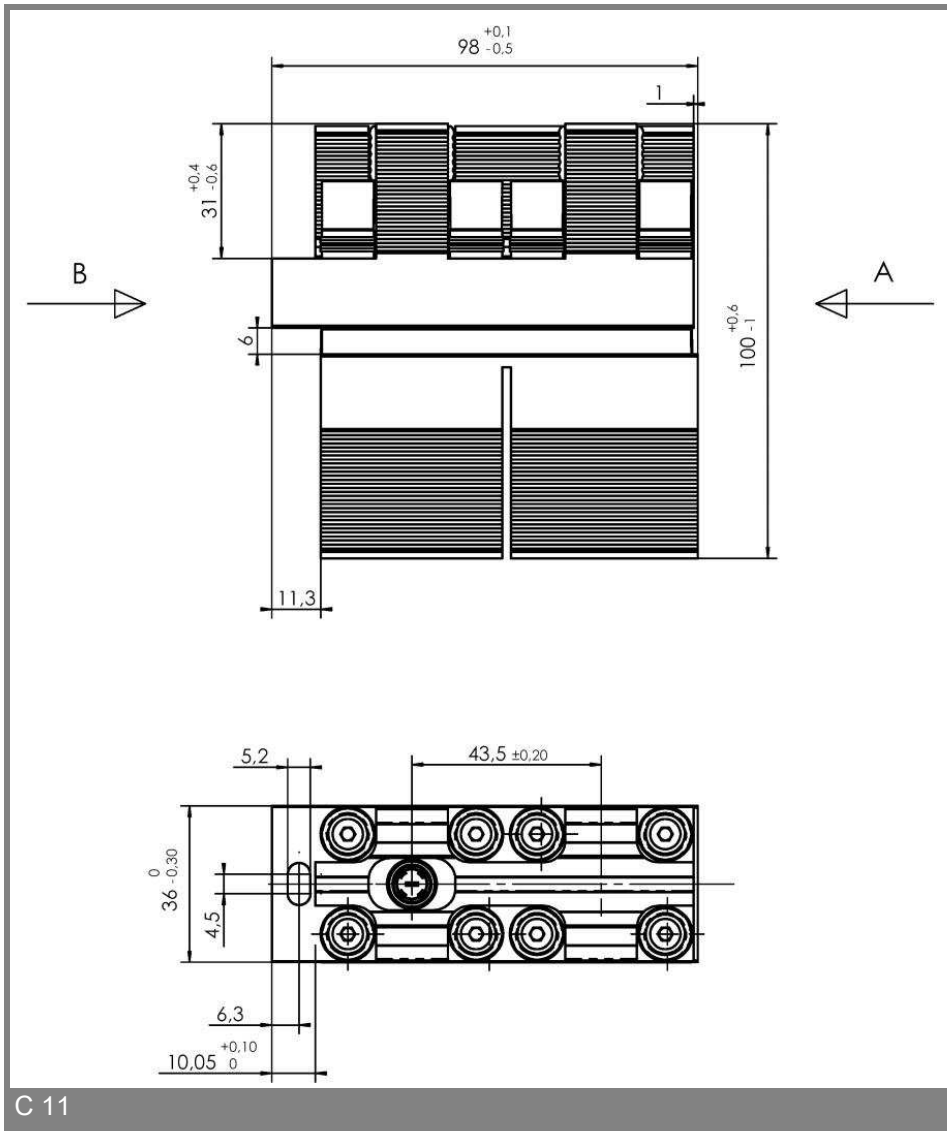


Fig. 6 Typ. overload current vs. time (natural cooling)





C 11

\* The specifications of our components may not be considered as an assurance of component characteristics. Components have to be tested for the respective application. Adjustments may be necessary. The use of SEMIKRON products in life support appliances and systems is subject to prior specification and written approval by SEMIKRON. We therefore strongly recommend prior consultation of our personal.